



HIDING THE ALLELUIAS

Origami - Masu Boxes for Lent

Many things change in the season of Lent. You may notice that the colors in the church change to purple. Purple is a serious color, it is a solemn color. It is a color of kinds and queens. At Easter, we remember a king, but a different kind of king than the people were used to.

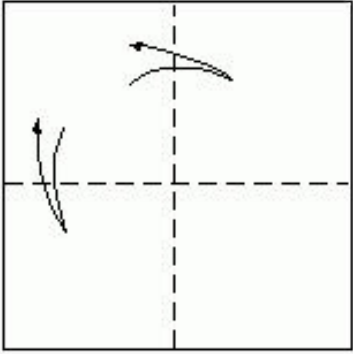
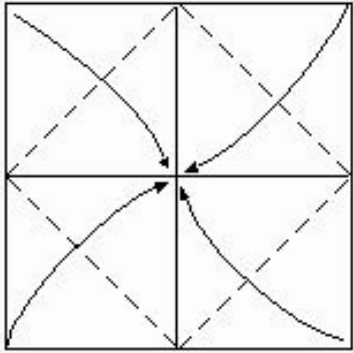
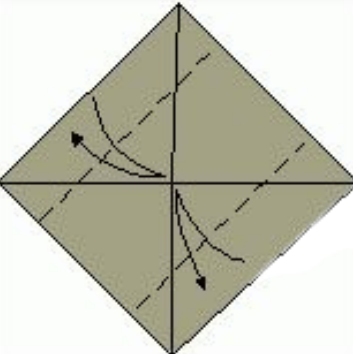
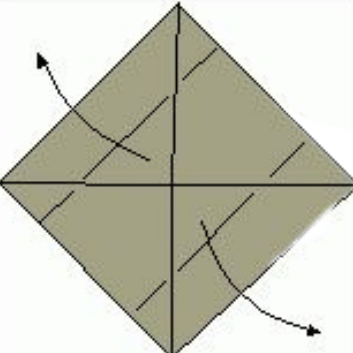
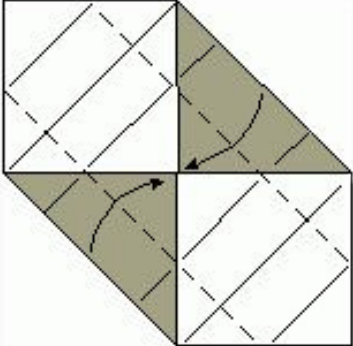
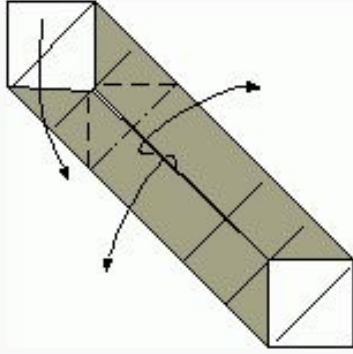
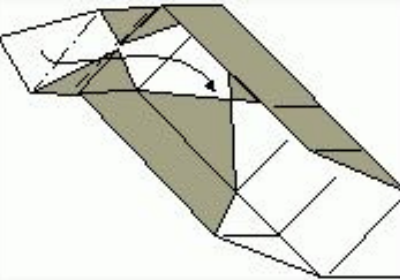
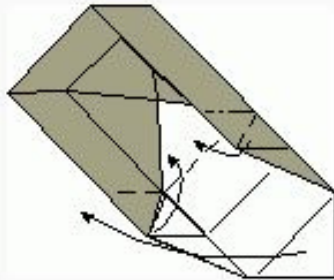
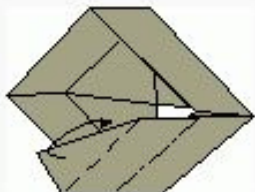
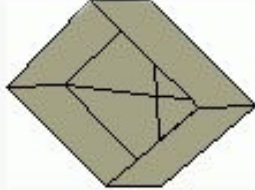
During Lent, we set aside time to remember the times we have done things that hurt others or ourselves, and we promise not to do them any more. That's why, during Lent, we don't say the word "Alleluia." Not even during the Holy Eucharist! One way to help prepare us for the changes in Lent is to put away our Alleluias.

Cut the plain paper away from the colorful paper and then color in the "Alleluia" on the other side. Follow the directions for how to fold the paper into a box. Repeat it with the other paper, and then you can put your boxes together. You can use your box however you like, maybe to set aside some money you can give away during Lent.

When Easter finally comes, you can turn the box inside out and celebrate!

**FOLLOW ALONG ON YOUTUBE BY GOING TO THIS URL:
[TINYURL.COM/ELIU15TV](https://www.youtube.com/ELIU15TV)**



<p>Step 01</p>  <p>Crease and Return</p>	<p>Step 02</p>  <p>Fold tops to centre, this is called a blinz fold after a Jewish pastry</p>	<p>Step 03</p>  <p>Fold sides to centre and return</p>	<p>Step 04</p>  <p>Open two corners</p>	<p>Step 05</p>  <p>Fold sides to centre</p>
<p>Step 06</p>  <p>Lift both sides and one end of the model so it becomes 3D</p>	<p>Step 07</p>  <p>Fold flap to centre</p>	<p>Step 08</p>  <p>raise end</p>	<p>Step 09</p>  <p>Fold flap to centre</p>	<p>Step 10</p>  <p>Complete</p>